



GARADOR
The Garage Door People

Up & Over Garage Doors and Automatic Operators

NEW 19 standard colours on steel up & over, side hinged and garage side doors







Introduction	4
Canopy lifting gear	6
Retractable lifting gear	8
Strength, stability and a long lasting design	10
A choice of three materials	12
Steel up & over garage doors	14
GRP up & over garage door	22
Timber up & over garage doors	24
Side hinged garage doors	36
Window options	46
Handle options	47
Colour options	48
Steel frame options	51
GaraMatic operators	52
BlueSecur app	60
GaraMatic operator accessories	61
User information, care and warranty	64
The Garador range	67

Since the company's policy is one of continuous improvement of its products, we reserve the right to make any alterations. Copyright. No part of this brochure may be copied or reproduced without our prior written permission.

Our doors are for residential purposes only and not for commercial use.





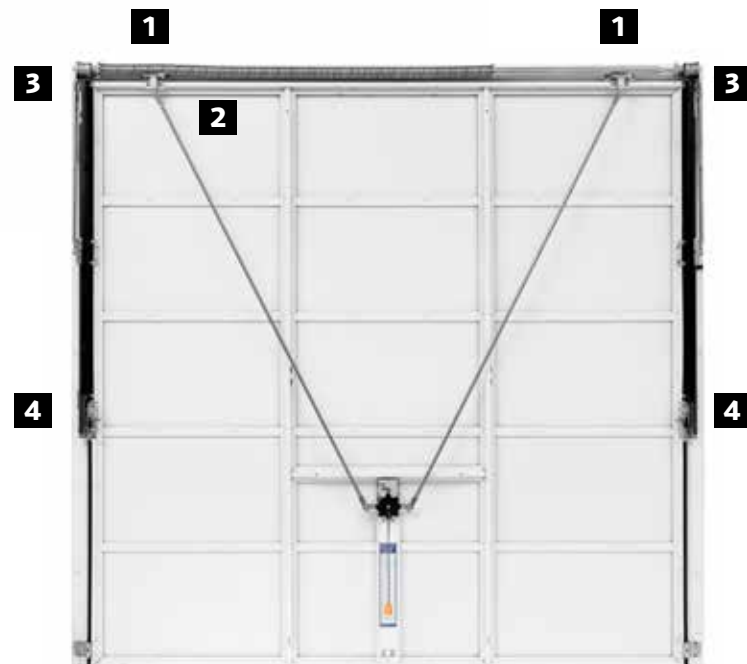
Introducing the Garador up & over garage door

Garador's up & over garage doors are available in an extensive range of sizes that includes singles, doubles and made-to-measure. You can choose from two types of lifting gear to operate your garage door: canopy or retractable. Please see overleaf for further details.

Three different materials are on offer to suit your garage's individual requirements, these are: steel, timber or grp (glass reinforced polyester). Each material comes in a variety of designs and colours to suit.

Canopy lifting gear

An up & over garage door with canopy lifting gear requires less space for opening, as there are no tracks running back into the garage. It is available in single door sizes up to 2439 mm wide and one-third of the door protrudes from the garage whilst in the open position.



If you are looking to automate your garage door with an electric operator, we recommend retractable lifting gear (see page 8) as it is ideally suited to electric automation.



Two-point locking for security

Canopy doors utilise a two-point tubular latch system of locking at the top of the door to prevent unauthorised entry. The robust door latch system makes it easy to close but very difficult to force the door open.



Zinc coated torsion spring

The energy stored in the torsion spring generates torque and assists with the raising and lowering of the door, delivering a gentle and controlled door motion. A zinc coating provides a protective barrier against corrosive substances.



Durable steel cables & cast alloy drum

The cable drum is connected to the torsion spring, round which the steel cables run to operate the door. The quality steel cables and cast alloy cable drum help to ensure a long service life for the door.



Guide rail & anti-drop safety mechanism


A small 45 mm black wheel runs inside a guide rail at either side of the door. This ensures the door runs in a fixed linear motion and prevents it from de-railing. The anti-drop device stops the door from crashing down in the event of a spring or cable failure.

Retractable lifting gear

An up & over garage door with retractable lifting gear opens along horizontal tracks that run back into the garage. It is available in single or double door sizes up to 5000 mm wide.



Retractable Plus lifting gear has specially designed lifting arms for narrow openings, which allow for maximum use of the clear passage.





Two-point locking for security

Retractable doors have a simple two-point locking system situated at the bottom corners of the door. The unique rotary latch locks are robust, long-lasting and securely engaged by the locking rods when the door is closed.



Pivot arms and triple spring system

Solid steel pivot arms and tension springs help to lift and lower the door gently. If one of the springs breaks after many years of use, the triple spring system ensures that the other intact springs will continue to support the door. Black plastic covers for the pivot arms provide trap protection to reduce the risk of injuries.



Guide rails and roller assembly

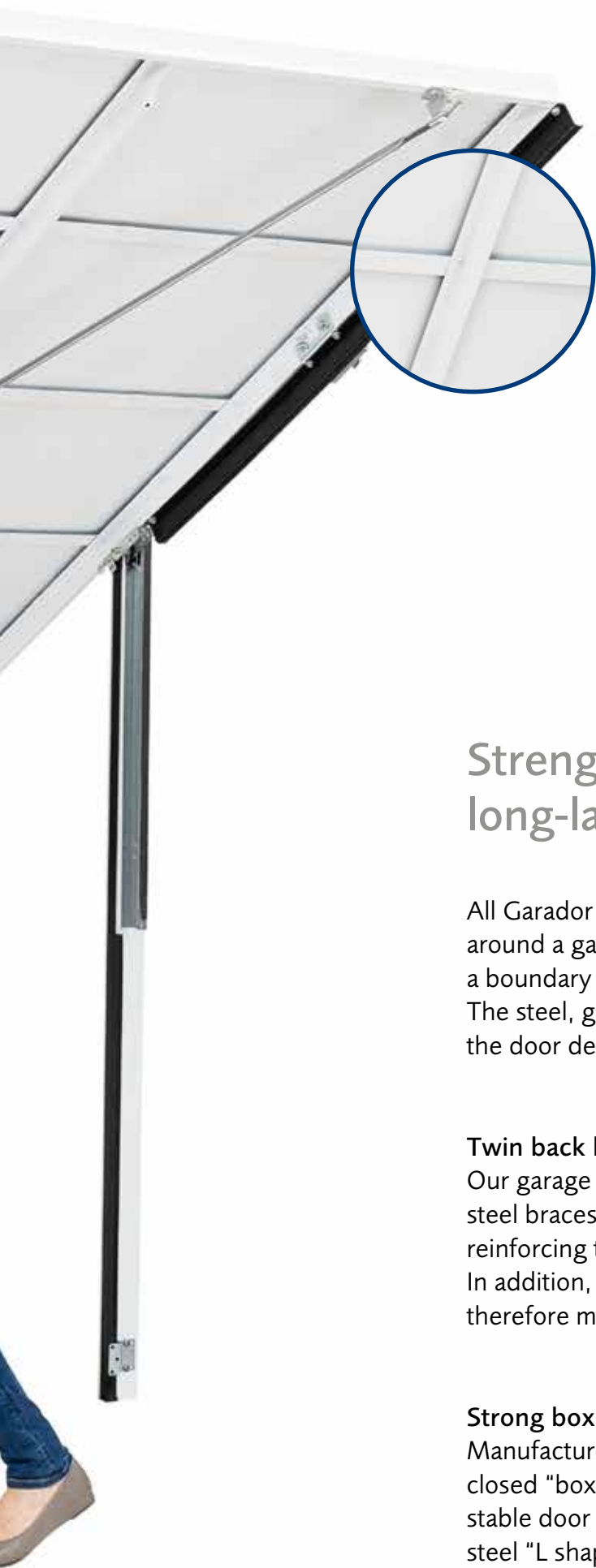
A small 45mm plastic wheel sits inside the guide rails which run back into the garage. These ensure the door runs in a consistent, linear motion and prevents the door from de-railing.



Secure parking position

A small indent in the guide rail at the back of the door provides a secure parking position. This prevents the door from rolling forward and closing in an uncontrolled manner.





Strength, stability and a long-lasting design

All Garador up & over garage doors, are constructed around a galvanised steel box-section chassis, providing a boundary structure around which to build the door. The steel, grp or timber material is then infilled to create the door design.

Twin back braces for rigid panel

Our garage doors are manufactured with two galvanised steel braces which are spot welded to the inside, reinforcing the door leaf and ensuring a rigid door panel. In addition, the door panel is structurally stronger and therefore more secure.

Strong box section chassis

Manufactured from high-grade galvanised steel, the closed "box section" chassis helps to ensure a strong and stable door construction. The chassis is held together by steel "L shaped" corner blocks using a button and lock process, meaning there is no need for welding or rivets.



A choice of three materials

We only use the very best materials to manufacture our up & over garage doors. Choose from a selection of over 60 door designs in either steel, grp or timber.

Steel

We use high-grade galvanised steel to manufacture our steel up & over garage door range. A zinc coating protects the base metal, acting as a barrier to corrosive elements. A generous layer of powder-coat paint is applied to all surfaces of the door panel, using a state-of-the-art colour system, to safeguard against weathering and corrosive substances in the general environment. The material is cost effective and long-lasting.



Glass reinforced polyester (grp)

The Garador grp garage door range is made using glass reinforced polyester, which sits in a steel box-section chassis. The polyester material is reinforced with very fine strands of glass and placed into a mould to create either a smooth gloss white surface or woodgrain surface texture. The material is lightweight, durable and easy to maintain.



Timber

Our Cedar range is made from solid red cedar, whilst the Elizabethan range is made from solid red cedar with a plywood backing. Cedar wood has natural self-protective qualities that prevent warping, cracking or rotting. Okoume marine grade plywood is used for Elizabethan range. Both materials are highly durable and if properly maintained, could last a lifetime.





The traditional elegance of Georgian doors

Our superb range of Georgian panel style doors will look good on any house type, whether modern or traditional. All have deep, crisp panel profiles, which give them solid and sturdy characteristics combined with an elegant appearance.



Georgian



Beaumont



Beaumont with windows



Cathedral




Smooth, rivet free door panel

We don't use rivets in our steel door construction, opting for spot-welds to join the steel sheets and back braces which make up the door panel. Thus, the surface of our steel garage doors is incredibly smooth and when combined with a durable and glossy powder-coated paint finish, it makes for a quality product that will be difficult to match anywhere else.


The classical beauty of ribbed doors

Ribbed door designs have a classical appearance and blend in with most homes. Their tough and sturdy construction offers resilience against the elements and a design that will stand the test of time.




Carlton  available as an option



Horizon  available as an option



Salisbury  available as an option



Sutton



OPTION

SBD – Even greater security for your home

All SBD doors come supplied with a galvanised steel frame as standard, which is quick and easy to fit and provides added structural strength and stability to the door and the opening.

1 Improved Lock Security

Additional steel plates have been added to the base corners of the door to protect the bottom locking system.

2 Lock Body Protection and Anti-Snap Cylinder

A reinforcing plate has been added to the lock body to prevent attacks against the locking mechanism.

3 High Security Bracing


There are now at least eight door braces rather than two at the back of the door for extra protection.





The modern simplicity of wide profiled doors

Our wide-profiled doors are precision-engineered for maximum durability and longevity. Their clean lines and large plain surfaces are the perfect complement to modern architectural design.



Ascot



Windsor



Sherwood



Wentwood



Natural appearance of timber


Our Wentwood and Sherwood designs offer the natural appearance of timber whilst retaining all the cost and maintenance advantages of a steel door. The foil-coating does this by giving the rivet-free door leaf an ultra-fine textured surface with a realistic woodgrain appearance.

Distinctively modern design range

Our Design Range is stunningly modern and blends in with a minimalist design aesthetic. Doors are constructed from high grade galvanised steel and come in a variety of designs, with stainless steel embellishments.



100



200



Brushed steel handle

All Design Range garage doors are supplied with a brushed steel handle, for a distinctly modern appearance, complementing the embellishments on the surface of the door.

Stainless steel embellishments

Stainless steel embellishments come with a fine brushed finish and can be applied to either the left or right hand side of the door panel.

Door construction

The 100 series panel is constructed from four horizontal steel sheets and the 200 series from three vertical steel sheets. Each sheet of steel is separated by an almost unnoticeable shadow line for a truly minimalist door design worthy of any modern home.



101



102



103



104



105



106




108



109



201



202




203



204




205



210



211



212

Natural timber look, without the maintenance

Our GRP timber-effect garage doors have a woodgrain surface finish that imitates the texture of real wood. But unlike real wood, GRP does not need to be treated or stained after the door is installed and so very little maintenance is required to keep the door in good working order.



Kenmore



Kenmore with windows



Glastonbury



Somerset



Penshurst



Swinton



Imitates real wood

For the timber-effect range, the glass-reinforced polyester is moulded to imitate a natural woodgrain surface finish, with knots, variations in grain and colour across the door.

Boundary chassis to colour match door

The door is built around Garador's tried and tested galvanised steel box section chassis, for a strong and sturdy long-lasting design. The boundary chassis is painted in a RAL colour to complement the timber effect GRP colour.

Smooth and glossy white surface

The Arden and Stamford are only available in a resilient white gloss surface finish. These GRP doors feature a UV protective gel coating, developed for the marine industry, to prevent door discolouration overtime. Thus the door will maintain its stunning white appearance for years to come.



Arden



Arden with windows



Stamford



Stamford with imitation window



Seamless panel design and low maintenance

The GRP panel forms one complete entity, unlike steel doors which have lots of joins.

As the door infill is constructed from GRP, it is less susceptible to salts and the build of other naturally corrosive substances.



Solid cedar range

Our solid cedar garage doors are crafted from the highest quality Western Red Cedar. The door exterior is constructed from tongue and groove solid cedar boards that are held together with wooden dowel rods and a partial WBP plywood backing, ensuring strong joins and a precise finish.



Vertical Cedar



Horizontal Cedar



Chevron Cedar




Hampton



Countryman

Vertical and horizontal cedar doors are constructed using 83 mm boards, whilst the Hampton and Countryman use 133 mm boards. A 5.5 mm thick partial plywood backing is applied to all solid cedar garage doors.



Naturally beautiful appearance

Our Solid Cedar range of garage doors are constructed from tongue and groove solid cedar boards that are planed by machine until they are perfectly smooth.

There is no substitute for the natural beauty of Cedar and it's warm colourful tones ranging from light amber to deep honey brown. Each piece of wood is unique and no man-made material can duplicate the depths and rich textured woodgrain of Western Red Cedar.

Solid cedar range

Our solid cedar garage doors range are produced with care and attention to detail, to get the very best from this natural material. Choose from a range of classic precision-crafted designs that will enhance the appearance of any home.



Barrington



Kingsbury



Addlington



Ashton



Rochdale



Sandhurst



Inherent strength and durability

Whilst Cedar is a softwood, it contains natural oils that act as preservatives to help the wood resist insect attack and decay.

These naturally self-protective qualities help it to withstand high-moisture areas without warping, cracking or rotting. It also means that the Cedar wood remains straight and flat, making it perfect for Garador doors. When properly finished and regularly maintained, Western Red Cedar will last for many years to come.

Elizabethan range

The Elizabethan range combines all the traditional qualities of a natural material with the performance you would expect from a modern garage door. These doors are constructed from beautifully machined Western Red cedar and a Okoume marine grade plywood backing, as this forms part of the exterior face of the garage door.



Shaftesbury



Grantham



Seymour



Tudor



Stainless steel boundary chassis

All timber doors are built within a steel boundary chassis for added strength and the chassis itself is painted in Terra Brown (RAL 8028) as standard.

Elizabethan range

For Elizabethan range garage doors, the cedar boards are glue bonded to the plywood backing and built within a steel boundary chassis. A stop chamfer is used to soften the edge at the top of each style arch and also to strengthen the edge of the wood against dings and knocks. A bevelled edge at the bottom of the timber boundary helps to ease water run off.



Wolsey



Bosworth



Hinton

Sustainably Sourced Western Red Cedar

Our Western Red Cedar is sustainably sourced from a rugged 1500 mile stretch of mountains, that runs from British Columbia in Canada through to California in North America.

Base stain as standard

All Solid Cedar and Elizabethan range garage doors are supplied complete with a base stain, ready for on-site finishing. As an option, we offer a fully-finished colour stain option for a longer-lasting finish that could endure up to 2 years.





◀ Horizon garage doors in Light Grey (RAL 7035).

▼ Salisbury garage doors in Traffic White (RAL 9016).



▲ Ascot garage door in Anthracite Grey (RAL 7016).





◀ Ascot garage door with matching FrontGuard FGS 015 in Window Grey (RAL 7040).

▼ Design Range 200 up & over garage door in Anthracite Grey (RAL 7016).





▲▲ Carlton garage doors in Traffic White (RAL 9016).

▲ Carlton garage doors in Light Grey (RAL 7035).

► Horizon garage door in Jet Black (RAL 9005).










Introducing the Garador side-hinged garage door

Garador's side-hinged garage doors have been engineered with an intuitively simple and easy-to-use design. They are ideal for garages where frequent access is required to store and retrieve larger items such as bicycles or garden tools. A lever handle is used to operate the door and both door leafs open outwards providing clear and unrestricted space within the garage.

Choose from an extensive selection of standard and made-to-measure door sizes. Three different materials are on offer to suit your garage's individual requirements, these are: steel, timber or grp (glass reinforced polyester). Each material comes in a variety of designs and colours to suit. We also offer a range of matching garage side doors.

Robust and reliable performance

Our side-hinged garage doors have been designed to provide years of reliable use and excellent security. A 75 mm wide galvanised steel door frame gives a strong and stable door construction. The hinges are concealed in the frame reducing their vulnerability to burglars and providing a seamless appearance across the surface of the door, as there are no hinge knuckles protruding.



3-way adjustable hinges allow the door position to be precisely adjusted for a smooth door action and a tight close against the rubber seal.



Two-point locking for security

A shoot-bolt latch is used to secure the top and bottom of the fixed leaf. This is easily opened and closed using an espagnolette locking system, with a centrally located flip-up handle positioned in the middle of the door.



Door stays and dampeners

A door stay at the top of the door, helps to keep the door open and stops it blowing shut, if there are heavy winds. Gas pistons are employed as dampeners for a gentle closing motion.



Sturdy weatherproof rubber seals all round

There are strong weather proof seals built into the door frame and along the door stop on both the fixed and leading door leaf. This helps to prevent drafts inside the garage and keep the rain and wind outside.



Aluminium threshold

A 20 mm aluminium threshold blocks the flow of air that can pass underneath the door. It is angled facing outwards to allow for the passage of cars into the garage and for any mild water run-off.

Modern appearance, classic steel design

Our steel side-hinged garage doors have a classic appearance that blends in with most homes. Choose from a range of traditional Georgian designs and more modern swage or wide profiled models.



Georgian



Beaumont



Beaumont with windows



Cathedral



Carlton



Ascot



Windsor



Salisbury version 2



Salisbury version 1

Gloss White and timber effect GRP finishes

Our GRP timber-effect side-hinged doors have a woodgrain surface finish that imitates the texture of real wood. The Arden and Arden with windows come in a tasteful, resilient white gloss finish for a smooth and stylish finish.



Arden



Dorchester



Kenmore



Somerset

Quality craftsmanship and exquisite timber designs

Our timber side-hinged garage doors combine quality craftsmanship with the exquisite beauty of real wood. We use the finest materials to build a door that will last for many years to come. Choose from Solid Cedar designs, constructed from Western Red Cedar, or Elizabethan ranges built from marine grade plywood and solid cedar.



Ashton



Ashton Chevron



Chevron Cedar



Horizontal Cedar



Seymour



Tudor



Vertical Cedar



Kingsbury

Steel and timber garage side doors

To further enhance the appearance of your garage we can now provide a side door to match many of our Up & Over designs. These doors are produced in much the same way as our Up & Over doors, showing the same details and finished in exactly the same colour to provide a perfect match.



Georgian



Beaumont



Beaumont with windows



Cathedral



Carlton



Ascot



Windsor

Please note, depending on the width of the garage side door, it can be manufactured with either a single column of panel pressings (not shown) or two columns of panel pressings (shown in photos). This applies to Georgian, Beaumont, Beaumont with windows and Cathedral garage side door models. Please refer to the Garador price list for further details.



Horizontal Cedar



Vertical Cedar



Kingsbury



Seymour



▲ Carlton side-hinged garage door and matching garage side door in Traffic White (RAL 9016).

► Windsor side-hinged garage door in Traffic White (RAL 9016).



Window options

Choosing a window option gives style and character to your up & over garage door and has the benefit of allowing natural light into your garage. There are a variety of window options for certain door models.



1



2



3



4

Window options for steel panel, side-hinged and garage side doors

- 1 Standard (only for Beaumont design)
- 2 Cross (only for Beaumont design)
- 3 Diamond (only for Beaumont design)
- 4 Salisbury black pane (optional)

Glazings are available in clear or crystal
Colour match windows not available in Burgundy
Brown or Golden Brown.



1



2



3



4



5



6

Window options for GRP panel doors

- 1 Black Non-Translucent with Border and Diamond Leading
- 2 Black Non-Translucent
- 3 Clear Perspex
- 4 Stippled Perspex with Diamond Leading
- 5 Stippled Perspex with Square Leading
- 6 Stippled Perspex

Glazings above are available in smoked or
semi-translucent



1



2



3

Window options for timber panel, side-hinged and garage side doors

- 1 Plain
- 2 Georgian style leading (only for Sandhurst design)
- 3 Diagonal leading (only for Sandhurst design)

Glazings are available in clear or crystal

Handle options

All Garador up & over garage doors are supplied with a black plastic handle, but there are also a selection of other colours to choose from. The ergonomic design is easy to grip, fits comfortably in your hand and opens the door with a simple twist action. Our side-hinged garage doors come with a black plastic lever handle as standard, with other colours to choose from below.



Diecast handle options for steel panel doors

- 1 Chrome effect
- 2 White
- 3 Brass effect
- 4 Brushed steel effect *

* Supplied as standard on Design range doors



Diecast handle options for GRP and timber panel doors

- 1 Chrome effect
- 2 White
- 3 Brass effect



Lever handle options for steel, timber and grp side-hinged garage doors and garage side doors




















- 1 Chrome effect
- 2 White
- 3 Black synthetic (outside knob, inside lever)




Colour options

A durable powder-coat paint is applied to all of our steel garage doors, providing a long-lasting finish that will protect against the elements. Please see overleaf for our GRP and timber garage door colour options.

COLOUR OPTIONS FOR STEEL PANEL, SIDE-HINGED AND GARAGE SIDE DOORS

	
Traffic White (RAL 9016)	Moss Green (RAL 6005)
	
Jet Black (RAL 9005)	Pigeon Blue (RAL 5014)
	
Terra Brown (RAL 8028)	Steel Blue (RAL 5011)
	
Window Grey (RAL 7040)	Signal Blue (RAL 5005)
	
Agate Grey (RAL 7038)	Ruby Red (RAL 3003)
	
Light Grey (RAL 7035)	Light Ivory (1015)
	
Stone Grey (RAL 7030)	Chartwell Green (BS 4800)
	
Anthracite Grey (RAL 7016)	Golden Brown
	
Slate Grey (RAL 7015)	Burgundy Brown
	
Fir Green (RAL 6009)	


COLOUR OPTIONS FOR TIMBER EFFECT STEEL PANEL GARAGE DOORS


Foil-coated timber effect Rosewood

Foil-coated timber effect Golden Oak


Printed colour samples are as accurate as printing techniques allow.

Colour options

COLOUR FINISHES FOR GRP PANEL DOORS, SIDE HINGED AND GARAGE SIDE DOORS



White



Magnolia



Light Oak



Red Mahogany




Dark Mahogany



Bleached Oak



Dark Oak



Irish Oak



Honey Beech




Teak




Rosewood



Golden Brown



Ebony




Anthracite Grey




Green



Blue



Gloss White




Gloss Magnolia


FULLY FINISHED STAIN FOR TIMBER PANEL, SIDE-HINGED AND GARAGE SIDE DOORS



Light Oak



Antique Oak




Mahogany



Walnut



Chestnut



Ebony

Printed colour samples are as accurate as printing techniques allow.

Due to variations in GRP colour finishes, it is strongly recommended that you request a physical colour sample from Garador before placing any order. Please contact us to request yours.

Upgrade to a quick fit steel frame

A steel frame provides a faster, more accurate way of fitting your Garador up & over garage door, as the frame is constructed to fit the size of your door perfectly. Furthermore, because the frame is constructed from galvanised steel it will last for many years to come, unlike a timber frame which may warp or rot over time.



60 mm wide canopy door frame



75 mm wide retractable door frame

A colour to match

Garador steel frames are supplied pre-painted in the same colour as your garage door for a uniform appearance. A quality powder-coat paint is used to ensure a durable and long-lasting finish. For Wentwood and Sherwood timber-effect garage doors, the steel frame will be supplied in either Golden Brown or Burgundy Brown to match the boundary chassis.





Open your garage door at the touch of a button

Our GaraMatic electric operators enable you to open and close your garage door at the touch of a button. Whether driving home in your car or standing outside your garage, you can simply press a button and the door will open.

GaraMatic operators and Garador garage doors are a tried and tested combination, perfectly matched and prepared for easy installation. Choose from three operator units: GaraMatic 9, GaraMatic 10 and GaraMatic 20.



All Garador operators
come with a comprehensive
5 year warranty

GaraMatic operator features

Our range of GaraMatic operators have been designed to provide years of reliable service and the convenience of opening your garage door at the touch of a button. Energy efficient LED lighting, a power saving mode and smartphone connectivity are perfect for modern lifestyles.

	GaraMatic 9	GaraMatic 10	GaraMatic 20
Opening speed	20 cm/ second	25 cm/ second	25 cm/ second
Pull and Push Forces	600 N	650 N	750 N
Peak Force	750 N	800 N	1000 N
Maximum door width	5000 mm	5500 mm	5500 mm
Integral LED light	10 LED lights	20 LED lights	30 LED lights
Adjustable LED light for energy efficiency		•	•
Automatic safety reversal	•	•	•
Anti-lift kit	•	•	•
Remote status query	•	•	•
Bi-directional radio technology	•	•	•
868 MHz high-frequency signals	•	•	•
Soft start and soft stop	•	•	•
Low Power Consumption (< 1 watt)	•	•	•
Self-closing timer		•	•
Integral light strobes during operation		•	•
Half-open function for ventilation (only with climate sensor)		•	•
Third-open function for ventilation (only with climate sensor)		•	•
Integrated bluetooth receiver for controlling operator using Garador App		•	•
HCP interface to connect accessories or external SmartHome systems (i.e. Apple HomeKit)		•	•



GaraMatic 9
peak force 750 N
incl. two 4-button hand
transmitters



GaraMatic 10
peak force 800 N
incl. two 4-button hand
transmitters



Integrated bluetooth
receiver as standard




GaraMatic 20
peak force 1000 N
incl. two 4-button hand
transmitters



Integrated bluetooth
receiver as standard



Engineered for security and convenience



1 Mechanical lock inside boom for security.

As soon as the garage door is closed, the anti-lift kit automatically engages in the operator's boom stop, preventing any forced entry. This is a mechanical process which functions without the need for a power supply.

2 Emergency release from inside.

The pull handle provides an emergency release, so the door can be conveniently opened from the inside in the event of a power failure.

3 Maintenance-free tooth belt.

Unlike operators with a chain or spindle design, Garador's kevlar toothed belt does not require grease or lubricants and is therefore maintenance free. The belt is reinforced with aramid fibres, so it is tear resistant and quiet.



LED Lighting for energy efficiency
GaraMatic operators feature an integral LED light for energy efficiency. Furthermore, each model has a low power consumption of less than 1 watt in stand-by mode.



Third ventilation opening position
In addition to the half-open ventilation position, our GaraMatic operators also have a one-third ventilation position. This feature is only activated with the use of the climate sensor.

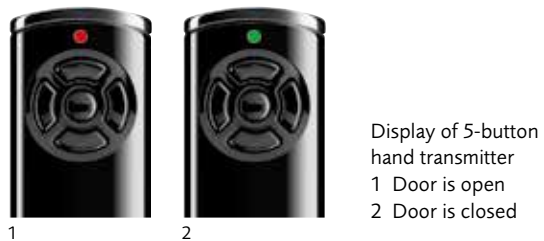


Easy to connect
A larger and more accessible connection compartment on the back of the operator, makes the integrated circuit board easier to access when connecting accessories or smarthome systems.

Check the position of your garage door

All GaraMatic operators have a remote status query feature*, so you no longer have to go outdoors in all kinds of weather to check that your garage door is closed. Simply press the button on your hand transmitter and the colour LED will indicate the door position.

* 5-button bi-directional hand transmitter required



Automatic safety reversal

For your safety, all GaraMatic operators comply with the latest European safety standards (BS EN 13241). They have an automatic safety reversal feature, which uses force limitation, to recognise when there is an obstruction in the path of the door, at which point the door will stop and reverse allowing the obstruction to be removed.



Bi-directional radio technology

Our operators use bi-directional FM radio signals, that have the same 128-bit encryption used by banks for online security. This technology makes the electric operator even more secure and ensures a more reliable signal and extended range.



Control your garage door with your smartphone

We use our smartphones everyday to talk, type messages and browse the internet. With Garador's new BlueSecur app, you can quickly and conveniently operate your garage door using your smartphone too. An integrated bluetooth receiver provides a secure, reliable connection. The bluetooth receiver can be turned on or off.

Our range of genuine GaraMatic operator accessories, such as hand transmitters, code switches and wall consoles, are still available for a more traditional control device.

Garador BlueSecur App

- Control your GaraMatic operator (open/ close/ open partially/ light) from your smartohone.
- Quick and easy-to-use interface.
- Push notifications when receivers come into range.
- Free download from App store or Google Play.
- One free user key included. Others available via in-app purchase.



GaraMatic operator accessories



5 button Bi-directional hand transmitter

4 Control buttons, plus a status function. Available in matt black texture, high-gloss black or white.

The 5 button hand transmitter comes with a remote status query feature so you can check whether your garage door is closed at the press of a button.



2 button Bi-directional hand transmitter

Features 2 control buttons and an eyelet for a key ring. Available in high-gloss black or white, green and wood effect.



4 button Bi-directional hand transmitter

4 Control Buttons. Available in matt black texture with chrome or black end caps.

Features 4 control buttons and an eyelet for a key ring. The 4 button hand transmitter can be programmed to open up to four garage doors.



1 or 4 button Bi-directional hand transmitter

1 or 4 Control Buttons. Available in high-gloss black.

The 1 button hand transmitter combines convenience and style with the simplicity of a single button to operate your garage door.

The 4 button hand transmitter can be programmed to open up to four garage doors.



Hand transmitter station

Available in high-gloss black and white.

The hand transmitter station provides a handy and stable solution for storing your 5 button, 4 button or 1 button remote hand transmitter when it is not in use.



GaraMatic operator accessories



Robust 3-button hand transmitter

Robust and weather resistant design with 3 control buttons. Available in black.

Rubber coated surface with 3 large buttons. Easy to operate, even when wearing gloves after gardening or riding a bicycle. Features eyelet, lanyard and belt clip so its there when you need it.



Transmitter for cigarette lighter

1-channel (fig. left)
2-channel (fig. right)

One or two key functions.
For insertion into Car cigarette lighter.
Battery operated.

In car transmitter plugs directly into your car cigarette lighter and can be programmed to open up to two garage doors.



Radio code switch FCT 3 BS

For 3 functions.
With illuminated buttons.

Surface mounted fitting possible, plastic housing in Light Grey (RAL 7040)



Radio code switch FCT 10 BS

For 10 functions
With illuminated buttons and hinged cover.

Surface mounted fitting possible, plastic housing in Light Grey (RAL 7040). Hinge cover painted in White Aluminium (RAL 9006).



Wired wall console IT3 B

3 functions
Supplied with 7 metre connecting lead (2 wires)

Button for opening and closing garage door. Plus additional buttons for light (on/ off) and operator (on/off). Painted in Pure White (RAL 9010).



Wireless wall console FIT 2 BS

3 button functions

Two push buttons for controlling up to 2 garage doors, via radio signal. One additional button for on/off function of connected external elements. Painted in Pure White (RAL 9010).



Internal push button IT 1b-1

Large, illuminated button for convenient opening of the door.

Plastic housing in Pure white (RAL 9010).



User information for the care of your garage door

A Garador garage door needs only a minimum level of preparation and maintenance to give years of trouble-free service. Below is a guide on how to get the best from your garage door. For further details please contact us on 01935 443 722, or through our website on www.garador.co.uk.

Operation

- For opening the door in manual operation use only the outside handle or inside handle. Never use the pull rope during the opening cycle of the door.
- For closing the door from the outside – the pull rope fixed to the internal handle is only designed to pull the door towards you whilst standing within the entrance of the garage until the door can be pushed down by hand, then using the external handle for final closing.
- For closing the door from the inside – the pull rope already mentioned is designed to be pulled away from you, when facing the front entrance of the garage, until the internal handle is able to be reached, by hand, and used for final closing. The pull rope is not designed to be used for any other part of the operating cycle, or any other purpose. Failure to comply with the above instructions may result in injury to persons or property.
- When the door is operated from either outside or inside, check the area through which the door will travel is clear from people and objects. Failure to do so may result in injury to persons or property.
- When closing, ensure the latches engage properly.
- If the door is power-operated always try to ensure you match the door with a Garador electric operator to ensure full compliance with the Machinery Directive. If another make must be used always consider any compatibility/compliance issues.

Maintenance

- If in doubt about any of these maintenance procedures below always consult a Garador specialist. Garador Ltd. has a nationwide network of recommended installers who will be able to offer you a regular maintenance service on your garage door. Please call Garador or refer to the Garador website for further details of your nearest Installer.
- Immediately after the door is fitted and after every 5,000 operations of the door, or at least once a year, oil all pivot points, check screws and clamped connections for tightness, keep the running tracks clean (do not grease them), check parts and replace any worn components where necessary.
- The springs should be replaced after approx. 25,000 operations by an experienced door fitter (see fitting and operation instructions).

- Do not oil the lock cylinder; if it is sticking, only lubricate with graphite dust.
- For canopy doors only, check the cable every 6 months with normal usage (8 operations per day). Have the cables replaced by an expert if any wear is found.

Cleaning

- The door and frame if applicable, should be washed with a mild soap-based solution on a regular basis to prevent the build up of dirt, salts and other corrosive substances and help maintain the aesthetic appearance of the product.
- If the door is installed in a seafront location, the door panel and frame should be cleaned in this way at least every two months.
- We also suggest that all other components be brushed down on a regular basis to prevent the build up of dirt and dust etc.

Locking

- If the key is turned completely, the door is then locked or unlocked; when unlocked it is then possible to open and close the door by turning the handle.
- If the key is turned 1/4 of the way, the door opened and then the key returned to its start position, the door will re-lock when closed.
- By moving the internal locking "snib", it is possible to lock and unlock the door from the inside without using the key.

Finish – Steel Doors

The coating process applied to the door and chassis is environmentally friendly. Minor scratches or marks are not covered under the conditions of our warranty and should be repaired immediately to prevent corrosion and deterioration of the panel. Corrosive substances such as acids, alkalines, and salts, etc. Substances should be cleaned from the door immediately; failure to do so will result in deterioration of the finish, which will not be covered under our warranty. Should deterioration of the finish start to occur you will need to repaint your door immediately. Prepare the surface lightly with wet and dry. Then treat with solvent based 2 pack epoxy wash primer and a normal commercial paint (cellulose paint must not be used).

Finish – Timber Doors

Timber doors are supplied poly-wrapped and the timber panels coated with a neutralising base-stain. Doors must be stored upright, under cover, with wrapping intact, until wrapping is removed. As soon as the door is unwrapped, one coat of a good quality basecoat primer must be applied to both sides of the door. Immediately after installation, your timber doors require a further two coats of a good quality exterior wood finish on both sides. Initial application and periodic treatment should be carried out strictly in accordance with the woodstain manufacturer's instructions. Failure to follow these instructions will result in early deterioration of the timber panel.

Finish – GRP Doors

GRP door panels should be periodically washed down using soapy water. This should be done more frequently if fitted near the sea. Bird droppings will bleach the finish on GRP, and should be removed using soapy water as soon as possible. GRP doors should not be painted over.

Paint Finish – Steel Doors

Garador steel doors are a finished product. They do not require re-painting on site. They are however not immune to damage, which can occur at any stage of the handling of the product from factory to site. Minor surface damage can easily be repaired using touch up sprays or sticks without invalidating warranties. For extra peace of mind, order your steel door poly-wrapped at the factory to help prevent damage from occurring prior to installation.



Garage Door Warranty Period

The purchaser is granted a warranty covering the safe and reliable function of the Garador garage door for a period of 10 years from the date of purchase. The warranty period for replacement parts is 6 months or to the end of the current warranty period, whichever is longer. In the case of foil-coated timber-effect doors, a warranty of 5 years is granted, for timber and GRP doors a warranty of 2 years is granted on the door panels alone under the terms and conditions specified herein. The door mechanism and steel frame (if applicable) is covered by the 10 year warranty period.



View the full range of Garador garage doors

All Garador garage doors have been developed with reliability, safety and security in mind. We offer an extensive choice of up & over, side hinged, sectional and roller garage doors, each engineered with a different design so you are sure to find the right solution for your home. To find the right garage door for your home, please ask for the full Garador brochure range.



GARADOR

The Garage Door People

Bunford Lane, Yeovil, Somerset, BA20 2EJ

Tel: (01935) 443722 Fax: (01935) 443744

www.garador.co.uk



Garador is the UK's leading manufacturer of garage doors and operators, with an ultra-modern production facility located in Somerset. We use German engineering expertise to produce highly sophisticated doors and operators. By purchasing a Garador product you can be assured of the highest level of quality, safety and security. With a nationwide network of stockists, installers and service technicians we are an ideal partner for your project.