



Vedar Door

*Timber Garage Doors
Natural by Design*

Price List **SEPTEMBER 2024**

Traditional Boarded




	ASHBOURNE	ASHFORD	BAKEWELL	BARLOW	BUXTON	EDALE	HATHERSAGE	HADDON	WESSINGTON
7' 0" (2134)	3562	3314	2796	2796	3455	3980	3199	3199	3199
Side Hinged	4100	3872	3272	3272	4062	4560	3711	3711	3711
8' 0" (2438)	3830	3578	3144	3144	3980	4342	3455	3455	3455
Side Hinged	4386	4121	3644	3644	4560	4935	3982	3982	3982
9' 0" (2742)	4406	4284	3737	3737	4392	4832	4340	4340	4340
Side Hinged	4795	4463	4279	4279	5272	5492	4951	4951	4951
10' 0" (3048)	4941	4503	4329	4329	5400	5518	5249	5249	5249
11' 0" (3353)	5634	5272	4702	4702	6176	6072	5433	5433	5433
12' 0" (3658)	6053	5652	5148	5148	6791	6726	5940	5940	5940
13' 0" (3952)	6825	6181	6088	6088	7449	7180	6661	6661	6661
14' 0" (4267)	7750	6818	6504	6504	8000	8436	7104	7104	7104
15' 0" (4572)	8419	7562	7298	7298	9115	9173	7848	7848	7848
16' 0" (4877)	9958	8633	7726	7726	10371	9956	9078	9078	9078
17' 0" (5182)	10949	9639	8749	8749	11164	10848	10062	10062	10062
18' 0" (5487)	11768	10471	9564	9564	13257	11672	10887	10887	10887

Traditional Solid Panelled



	BELPER	CROMFORD	DUFFIELD	MIDDLETON	CHESTERFIELD	MATLOCK	WIRKSWORTH	TIDESWELL
7' 0" (2134)	4358	3321	4286	4662	4686	3669	3220	4030
Side Hinged	4989	3730	4870	5312	5312	4202	3730	
8' 0" (2438)	4687	3562	4625	5033	5053	4102	3562	4392
Side Hinged	5338	4241	5187	5731	5731	4670	4241	
9' 0" (2742)	5433	4291	5151	5457	5457	4569	4286	
Side Hinged	6077	4884	5834	6167	6167	5208	4889	
10' 0" (3048)	5739	4928	5615	5873	5897	5399	4925	
11' 0" (3353)	6140	5488	6140	6401	6481	6072	5574	
12' 0" (3658)	6447	5763	6447	6721	6805	6376	5853	
13' 0" (3952)	7236	6337	7270	7928	7363	6871	6337	
13' 0" (3952)	7598	6654	7634	8324	7731	7215	6654	
14' 0" (4267)	8209	7251	8298	9071	8422	8175	7132	8721
15' 0" (4572)	9268	7902	9268	9450	9450	8912	7902	9501
16' 0" (4877)	10176	9011	10100	10609	10292	9714	9011	9811
17' 0" (5182)	11194	9823	11010	11957	11446	10591	9823	
18' 0" (5487)	12725	10705	12350	13625	13371	11672	10705	

Traditional Panelled



	CASTLETON	CHATSWORTH	DERBY	GLOSSOP	HARDWICK	HOPE	WINGFIELD
7' 0"	2694	2694	2456	3037	3373	2006	2694
Side Hinged	3044	3044	2934	3461	3872	2349	3044
8' 0"	3093	3093	2893	3388	3767	2456	3093
Side Hinged	3536	3536	3387	3919	4377	2873	3536
9' 0"	3621	3621	3523	4053	4461	2893	3621
Side Hinged	4166	4166	3858	4575	5108	3364	4166
10' 0"	4428	4428	4019	4641	5120	3389	4428
11' 0"	4849	4849	4463	5325	5770	3757	4849
12' 0"	5233	5233	4919	5941	6463	4292	5233
13' 0"	5670	5670	5317	6493	7044	4512	5670
14' 0"	5934	5934	5703	7168	7629	4780	5934
15' 0"	6836	6836	6602	8166	9096	5508	6836
16' 0"	7075	7075	7298	9561	10143	6300	7075
17' 0"	8027	8027	8279	10357	10677	6888	8027
18' 0"	8801	8801	9131	10949	11468	7429	8801

NOTE

All prices are for made to measure sizes, Heights between 6'0" to 7'6", Remmers dip-coat treatment, Shrink-wrap protection, Retractable door gear. Canopy door gear is available on most doors up to 8'0" (2438) X 7'0" (2134) Glazing in all doors is of 4mm toughened safety glass in clear plain, obscure stipple or flemish pattern with either plain, diamond or square leaded design

Windows



OPTIONAL EXTRAS

WICKET DOORS

BAKEWELL WITH WICKET DOOR EXTRA **£1363**
WICKET DOORS ARE AVAILABLE IN MOST DOORS
PLEASE ASK FOR AVAILABILITY



Handle



TIMBER FRAMES

Section	70 x 70	70 x 90		70 X 70	70 X 90	For side hinged doors Section 70 x 90 with loose stops
Softwood up to 8ft (2438)	290.00	335.00	up to 16ft (4877)	396.00	475.00	Up to 8ft (2438) Softwood 396.00 Hardwood 698.00
Hardwood up to 8ft (2438)	519.00	659.00	up to 16ft (4877)	814.00	1006.00	Up to 9ft (2742) Softwood 439.00 Hardwood 786.00

All are basecoat treated

Special Heights are available over 7'6 up to 10' 0" please add 10% per 12" (300mm) to price lists


Hardware Packs for Side Hinged Doors

ALL SIDE HINGE DOORS COME WITH 3 POINT MULTI LOCKING AND HANDLES



Traditional Pack

2no pair of galvanised 24" heavy duty hook and band
1 no pair of garage door stays
1 no top bow handle bolt, 1 no foot bolt
all complete with fixing screws and bolts



Modern Pack

3 no pair of stainless steel 4" butt hinges
1 no pair of garage door stays
1 no top bow handle bolt, 1 no foot bolt
all complete with fixing screws and bolts

BOTH HARDWARE PACKS ARE AVAILABLE IN SILVER OR BLACK

Sherwood



	TUXFORD	NEWARK	LOWDHAM	BINGHAM	MANSFIELD	SOUTHWELL	NOTTINGHAM	EDWINSTOWE
7' 0" (2134)	3509	2716	2651	2651	3381	3677	3167	3167
8' 0" (2438)	3791	2986	2879	2879	3873	4122	3420	3420
9' 0" (2742)	4173	3581	3276	3276	4227	4358	3888	3888
10' 0" (3048)	4662	4158	3962	3962	4983	5004	4484	4484
11' 0" (3353)	5399	4556	4358	4358	6043	5794	5156	5156
12' 0" (3658)	6128	5288	5221	5221	6787	6619	6027	6027
13' 0" (3952)	6591	4871	5739	5739	6969	6756	6200	6200
14' 0" (4267)	7379	6397	6156	6156	7739	8013	6840	6840
15' 0" (4572)	9092	8263	7786	7786	9643	9537	8336	8336
16' 0" (4877)	9312	8567	8084	8084	9470	9861	8633	8633

Sherwood



	WORKSOP	RETFORD	KEYWORTH	RADCLIFFE	BEESTON	OLLERTON	CALVERTON	NEWSTEAD
7' 0" (2134)	2651	2651	2651	2014	2343	2981	3150	3167
8' 0" (2438)	2830	2830	2830	2358	2587	3219	3314	3420
9' 0" (2742)	3314	3314	3314	2738	3075	3707	4047	3888
10' 0" (3048)	3823	3823	3823	3131	3508	4225	4499	4484
11' 0" (3353)	4269	4269	4269	3644	4046	5063	5565	5156
12' 0" (3658)	4733	4733	4733	3767	4543	5343	5884	6027
13' 0" (3952)	5195	5195	5195	4134	5108	5615	6313	6200
14' 0" (4267)	5819	5819	5819	4463	5492	6542	7022	6840
15' 0" (4572)	6463	6463	6463	5195	6200	7403	7805	8336
16' 0" (4877)	7061	7061	7061	6179	6803	8142	8561	8633

Traditional Sectional



TRENT



WARWICK



BARLOW




DERWENT




WIRKSWORTH


7' 0" (2134)	6125	4907	4907	5981	5615
8' 0" (2438)	6736	5248	5248	6689	6222
9' 0" (2742)	7272	5981	5981	7081	6616
10' 0" (3048)	8054	6616	6616	7763	7225
11' 0" (3353)	8484	7421	7421	8298	7955
12' 0" (3658)	9349	8446	8446	8910	8807
13' 0" (3952)	10009	9130	9130	9811	9373
14' 0" (4267)	11228	9566	9566	10250	9884
15' 0" (4572)	11985	10834	10834	11544	10496
16' 0" (4877)	12813	11275	11275	12619	10983
17' 0" (5182)	13864	12328	12328	13497	12057
18' 0" (5487)	14618	13425	13425	14155	12860




YORK




BAMFORD



HASSOP



BRADWELL



EYAM

7' 0" (2134)	6356	5615	5615	4641	4490
8' 0" (2438)	7101	6175	6175	4855	4662
9' 0" (2742)	7336	6604	6604	5283	5079
10' 0" (3048)	8175	7396	7396	5783	5615
11' 0" (3353)	8931	8616	8616	6591	6371
12' 0" (3658)	9839	9130	9130	7446	7225
13' 0" (3952)	10250	9715	9715	8030	7786
14' 0" (4267)	11592	10545	10545	8665	8419
15' 0" (4572)	12227	11544	11544	9420	9224
16' 0" (4877)	13497	12350	11300	9860	9618
17' 0" (5182)	15106	13790	13790	10788	10567
18' 0" (5487)	16328	14838	14838	11569	11348

NOTE. All Sectional door prices are for made to measure sizes any height up to 7ft (2134)
Special heights are available over 7ft (2134) up to 10ft (3048) please add **10%** per 12" (300mm) to price list
Included in price Doco sectional gear and fully finished (8 Stain colours RAL paint extra)

Colour Options

The colours below are for the Factory fully finishing stain option which will give the door a hard satin long lasting finish that could last up to 2 years before recoating (depending on position and location of door) All RAL,BS and Farrow & Ball are available extra cost below.



Light Oak **Medium Oak** **Golden Oak** **Dark Oak** **Mahogany** **Rosewood** **Teak** **Ebony RAL 9005** **Walnut**

Note; Due to Cedar natural shading and colouring such colours will vary. Photographic and printing processes make it impossible to guarantee colours from this brochure, and are intended as a guide only. We would therefore advise you to ask for actual colour samples.

Factory Fully Finishing	Doors up to 8ft	Doors from 8ft to 16ft	Frames up to 8ft	Frames from 8ft-16ft
Our standard colours as above	172	338	71	97
White and grey primed	251	499	103	153
RAL/BS colour ranges	419	838	140	183

NB. Ebony/Black priced as RAL 9005 not included in our standard colours.



DOOR SPECIFICATION AND WARRANTY

TRADITIONAL

All the traditional Up and Over, Side hinged and Sectional range of doors are manufactured from the finest grade of Kiln Dried Western Red Cedar selected and crafted using traditional door construction methods and joints, i.e. mortice and tenon, glued and wedged on all structural timbers to give strength and a long lasting service, proven over many years of door manufacturing. All top, middle and bottom rails are solid Cedar, finished to a thickness with nominal width sizes to suit the size of door, on doors over 8'0 x 7'0 may have lateral and vertical timber or steel bracings (with the exception of side hinged doors) to give strength and stability to the door also to minimise bowing and deflection to the door when in an over-head position.

SHERWOOD

Sherwood range of timber doors are manufactured using selected kiln dried 16mm Cedar facings glue bonded on to 6mm exterior plywood backing sheets of nominal widths to suit door size and style. They are then mounted into a pre-finished Aluminium boundary frame with steel lateral bracings to reinforce the strength of the panel.

GLAZING

Glazing in Traditional doors is of 4mm safety glass in plain, stippled pattern with either plain, diamond or square leaded design. In Sherwood doors it is of Acrylic pvc sheet in either plain or stippled.

IMAGES

All door images in this brochure are of 7'0 x 7'0 (2134 x 2134) single size doors, on larger doors some rail sizes and panel configurations may change.

PRODUCT CARE AND FINISHING INSTRUCTIONS

Timber is an organic substrate material with natural characteristics than can acclimitise itself, no matter the "species" to different environmental conditions prevailing in its localised "fixing or place". Therefore the company "**CEDAR DOOR**" accepts no liability or responsibility for variations occurring in our "Timber" products supplied, in any of the following descriptions i.e. "colour variations, movement either lateral or longitudinal, splitting, shakes, water damage ingress or exit, resin exudations or chemical spillages.

- Conversely **Timber** substrates can naturally expand and contract according to environmental conditions.
- Moisture content and humidity may open and close joints and some minor curvature may occur.
- Any curvatures that occur however, will not affect the long term performance or life of this natural material.

Please note: **Cedar** is organically grown with natural colour and grain variations, this is a feature of **Cedar**. We make every effort to harmonise the effect by hand matching all components part used in manufacture.

Protection (Basecoat)

All timber doors and components are supplied with a dip immersion coat of Remmers Induline GW306 colour ref: 006 light oak; this operation is for temporary protection for transit and installation purposes only.

Fully finishing of garage doors is available at an extra cost. If our product becomes exposed to excessive water splashes or rain it may result in water marks or stains which could affect the final coatings of the door. We recommend that the product receives a full specification of finishing coats immediately after installation to all surfaces with a Remmers Finishing coat system, all to the coatings manufacturer's instructions.

Full Factory Finishing Option

The full factory option is supplied in various coloured woodstains and will provide a 2 year erosion period. If the door becomes affected by rain soon after installation you may notice a light coloured staining on the finish of the door but will disappear when dry this is caused by the curing process of the Remmers Induline LW700 which will disperse and disappear once fully cured which can usually take anything up to six months depending on many parameters. Humidity and weather conditions has no adverse effect to the quality and finish of the door.

- Consideration should be taken into the selection of the final colour of the door in certain compass locations i.e. the selection of dark colours for doors (south facing or in constant direct sunlight) could result in a excessive heat uptake into the substrate causing excessive extracting of moisture content (drying and effect) resulting in abnormal distortion of the door.

Storage

- All doors are delivered with a polythene shrink-wrap protection which should be left on just prior to site coatings applications.
- Do not puncture the polythene shrink-wrap before installation.
- Prior to installation doors must not be stored in direct sunlight.
- Do not expose the doors to water contamination of any description/or staining may result.
- This does not apply to fully finished doors.
- Door must always be stored in an upright position and protected from site and weather contaminations before fixing.

Quality Check

Timber is a natural material, defects i.e. small knots, close wide or short grain, surface shakes or splits or grain lift, although we endeavour to eliminate most of these phenomena in production, some may still appear after installation. The company (**CEDAR DOOR**) cannot be held responsible for any defect (Naturally Occurring) after installation.

- A visual quality control check of every door supplied by (**CEDAR DOOR**) is carried out before supply.
- The (CUSTOMER) should carry out in natural daylight (THEIR OWN VISUAL INSPECTION) prior to installation.
- Stand at a distance of 3 metres (10 feet) to view the overall appearance. The door is acceptable if, taking into account the facts below, none of the following is readily visible on the face of the doors from this distance.
- Marks or distortion associated with the manufacturing process.
- Vertical and lateral deflection may occur up to 1" (25mm) on door up to 8ft wide/height and 21½" (60mm) on doors up to 16ft wide.
- Minor indentations, marks or scuffs on the surface.
- Minor paint or stain blemishes.
- Any defect/anomaly must be reported to (**CEDAR DOOR**) within 48 hours of goods received.



Door Gear Specification

CEDAR CD 100 RETRACTABLE DOOR GEAR

CD100 Gear has the advantage of maximum clearance on frame opening width at average door mirror height i.e. drive through width, and the lower weather strip is of soft rubber, therefore avoiding any damage up to frame opening width. With a multi spring unit at high level with finger safe springs, with a choice of two types of locking handles, available on most doors up to 2438 (8ft) wide or 45kg (100lb).

CD 150/200/250

These gears are based on the traditional retractable gearing available on garage doors. Our latest design has a number of benefits: all parts are rust protected with either galvanised or zinc plating for lasting looks, all bearings surfaces are made of nylon for very low maintenance, long lasting reliability and smooth running, even our springs are galvanised. All doors fitted with the above operating gears come supplied with the top roller brackets and weather strips are pre-fitted to the door for ease of installation.

CEDAR CANOPY OPERATING GEAR

Doors specified with canopy operating gear come complete with the gear pre-fitted to the door for quick and easy installation.


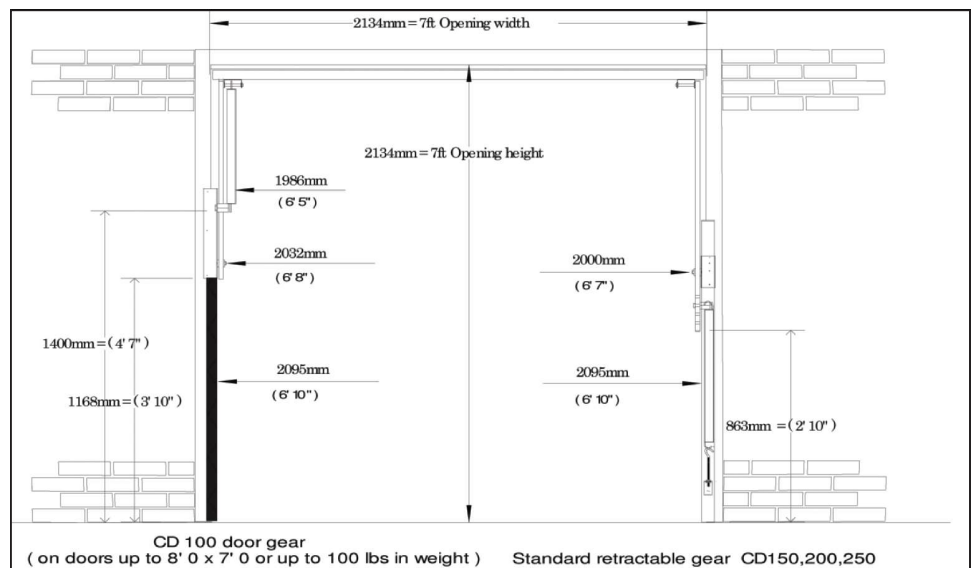
The latest canopy gear is very robust and has a number of benefits, a well balanced overhead torsion spring with 3mm cone and cables including an anti-drop system to prevent door dropping in the event of a cable or spring break, a strong 'U' steel section joins the door arm to the roller and spindle giving the whole door a rigid feel. Our rollers are of a large diameter for smoother running and improved location. Security has been well thought out with 3 point locking and 2 roller security brackets meaning that a closed and locked door has 5 effective fixed positions.

CE and CPD Compliance

All our timber doors and hardware meet to latest CE and CPD demands.

Comparison Chart, showing clear opening widths CD100 & CD150-250

Note: The chart below is based on a 7'0 x 7'0 (2134 x 2134) door, the thickness of the door will also reduce the opening height i.e. door up to 8ft (2438) wide = 80mm, 10ft (3040) 120mm 16ft (4870) 155mm on all solid timber doors, 85mm on all Sherwood doors.





Cedar Door

Wimsey Way, Alfreton Trading Estate, Somercotes, Derbyshire DE55 4LS
Telephone: 01773 529269 Fax 01773 529268

email: sales@cedardoor.co.uk website: www.cedardoor.co.uk